



STAPLETON MCA

MOSQUITO CONTROL PROGRAM

MONTHLY REPORT: MAY/JUNE 2018

VECTOR DISEASE CONTROL INTL.

Contact VDCI:

Rob Kozar
Front Range
Regional Manager
303-428-5908

E-Mail:
rkozar@vdc.net

Website:
www.vdci.net/colorado

Main Office:
Toll Free:
(877) 276-4306

VDCI Address:

7000 North Broadway
Suite 108
Denver, CO 80221

May/June

May saw near average precipitation and was the 8th warmest May on record. 1.86 inches of rain fell in May, which is 0.26 inches below the monthly average of 2.12. No snowfall was recorded. The average temperature for the month was 61.4 degrees, 4.3 degrees above normal. Four days reached or exceeded temperatures of 90 degrees or more, a new record for the month.

June witnessed below average rainfall and warmer than average temperatures. The month's average temperature was 72.4 degrees, 5.0 degrees above normal, with sixteen days reaching or exceeding 90 degrees, making June 2018 the 7th warmest June on record. 105 degrees was recorded on June 28th, which tied Denver metro's all time highest temperature.

Precipitation for June was just 0.43 inches, 1.55 inches below the average of 1.98 inches. 0.25 inches of that total fell on June 17th.

West Nile Virus

No cases of human West Nile Virus were reported in in June in Colorado.

Larval Control

Larval inspections started in May and commenced in June with a total of 159 site inspections for a total of 7.9 acres treated.

Wear Your Repellent!

- Studies have shown that most human cases of WNV were preventable. Most people infected did not take precautions such as wearing long sleeves and using repellents.
- The most effective repellents contain 10%-35% DEET (N,N-diethyl-meta-toluamide).
 - DEET in high concentrations, above 50%, provides no additional protection.

Adult Control Operations/Surveillance

A total of 0.0 miles of adulticide applications took place in June.

Surveillance traps collected a total 902 mosquitoes in June with 33% of the *Aedes* species and 65% of the *Culex* species.

by REPORT DATE: 6/1/2018 to 6/30/2018

by ACCOUNT: SA

	Total Site Inspections	No. Wet Sites	Percentage Wet Sites	No Sites Treated	Percentage Breeding*	Total Acres Treated
Stapleton MCA	159	120	75 %	33	28 %	7.9

* (Sites Treated/Wet Sites)

by REPORT DATE: 6/1/2018 to 6/30/2018

by ACCOUNT: SA

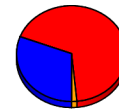
Site ID	Visits	Wet Sites	Dips w/ Larvae		Acres	Vectobac	Vectolex	Altosid	Oil	
sa 0002	1	1	100.0 %	0	0.0 %	0.0	0.0	0.0	0.0	0.0
sa 0002	1	1	100.0 %	0	0.0 %	0.0	0.0	0.0	0.0	0.0
sa 0003	1	1	100.0 %	1	100.0 %	1.0	5.0	0.0	0.0	0.0
sa 0003	1	1	100.0 %	1	100.0 %	0.0	0.0	0.0	0.0	0.0
sa 0005	4	0	0.0 %	0	0.0 %	0.0	0.0	0.0	0.0	0.0
sa 0006	4	4	100.0 %	0	0.0 %	0.0	0.0	0.0	0.0	0.0
sa 0007	4	1	25.0 %	0	0.0 %	0.0	0.0	0.0	0.0	0.0
sa 0008	4	3	75.0 %	0	0.0 %	0.0	0.0	0.0	0.0	0.0
sa 0009	2	2	100.0 %	2	100.0 %	2.0	10.0	0.0	0.0	0.0
sa 0009	1	1	100.0 %	0	0.0 %	0.0	0.0	0.0	0.0	0.0
sa 0010	2	2	100.0 %	2	100.0 %	1.0	5.0	0.0	0.0	0.0
sa 0010	2	2	100.0 %	1	50.0 %	0.0	0.0	0.0	0.0	0.0
sa 0011	1	1	100.0 %	1	100.0 %	1.0	5.0	0.0	0.0	0.0
sa 0011	3	3	100.0 %	0	0.0 %	0.0	0.0	0.0	0.0	0.0
sa 0012	4	4	100.0 %	0	0.0 %	0.0	0.0	0.0	0.0	0.0
sa 0013	1	1	100.0 %	1	100.0 %	0.0	0.0	0.0	0.0	0.0
sa 0013	3	3	100.0 %	3	100.0 %	0.0	0.0	0.0	0.0	0.0
sa 0014	1	1	100.0 %	1	100.0 %	0.0	0.0	0.0	0.0	0.0
sa 0014	3	3	100.0 %	3	100.0 %	0.0	0.0	0.0	0.0	0.0
sa 0015	4	2	50.0 %	0	0.0 %	0.0	0.0	0.0	0.0	0.0
sa 0016	1	1	100.0 %	1	100.0 %	1.0	5.0	0.0	0.0	0.0
sa 0016	3	3	100.0 %	2	66.7 %	0.1	0.2	0.0	0.0	0.0
sa 0017	4	0	0.0 %	0	0.0 %	0.0	0.0	0.0	0.0	0.0
sa 0018	4	0	0.0 %	0	0.0 %	0.0	0.0	0.0	0.0	0.0
sa 0019	4	1	25.0 %	0	0.0 %	0.0	0.0	0.0	0.0	0.0
sa 0020	1	1	100.0 %	1	100.0 %	1.0	2.5	0.0	0.0	0.0
sa 0020	3	3	100.0 %	0	0.0 %	0.0	0.0	0.0	0.0	0.0
sa 0021	4	4	100.0 %	0	0.0 %	0.0	0.0	0.0	0.0	0.0
sa 0022	4	4	100.0 %	0	0.0 %	0.0	0.0	0.0	0.0	0.0
sa 0023	4	3	75.0 %	0	0.0 %	0.0	0.0	0.0	0.0	0.0
sa 0024	1	1	100.0 %	1	100.0 %	0.5	2.5	0.0	0.0	0.0
sa 0024	4	3	75.0 %	0	0.0 %	0.0	0.0	0.0	0.0	0.0
sa 0025	2	2	100.0 %	2	100.0 %	0.0	0.0	0.0	0.0	0.0
SA 0025	1	1	100.0 %	0	0.0 %	0.0	0.0	0.0	0.0	0.0
SA 0026	4	4	100.0 %	0	0.0 %	0.0	0.0	0.0	0.0	0.0
sa 0027	1	1	100.0 %	1	100.0 %	0.0	0.0	0.0	0.0	0.0
sa 0027	3	0	0.0 %	0	0.0 %	0.0	0.0	0.0	0.0	0.0
sa 0028	4	3	75.0 %	0	0.0 %	0.0	0.0	0.0	0.0	0.0
sa 0029	4	4	100.0 %	1	25.0 %	0.0	0.0	0.0	0.0	0.0
sa 0030	1	1	100.0 %	1	100.0 %	0.0	0.0	0.0	0.0	0.0
sa 0030	3	3	100.0 %	0	0.0 %	0.0	0.0	0.0	0.0	0.0

by REPORT DATE: 6/1/2018 to 6/30/2018

by ACCOUNT: SA

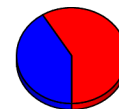
Site ID	Visits	Wet Sites	Dips w/ Larvae	Acres	Vectobac	Vectolex	Altosid	Oil
sa 0031	1	1 100.0 %	1 100.0 %	0.0	0.0	0.0	0.0	0.0
sa 0031	3	3 100.0 %	0 0.0 %	0.0	0.0	0.0	0.0	0.0
sa 0032	4	1 25.0 %	0 0.0 %	0.0	0.0	0.0	0.0	0.0
sa 0033	4	4 100.0 %	0 0.0 %	0.0	0.0	0.0	0.0	0.0
sa 0034	1	1 100.0 %	1 100.0 %	0.0	0.0	0.0	0.0	0.0
sa 0034	3	1 33.3 %	0 0.0 %	0.0	0.0	0.0	0.0	0.0
sa 0035	4	3 75.0 %	0 0.0 %	0.0	0.0	0.0	0.0	0.0
sa 0036	4	1 25.0 %	0 0.0 %	0.0	0.0	0.0	0.0	0.0
sa 0037	1	1 100.0 %	1 100.0 %	0.3	2.5	0.0	0.0	0.0
sa 0037	3	3 100.0 %	0 0.0 %	0.0	0.0	0.0	0.0	0.0
sa 0038	4	4 100.0 %	0 0.0 %	0.0	0.0	0.0	0.0	0.0
sa 0039	4	2 50.0 %	0 0.0 %	0.0	0.0	0.0	0.0	0.0
sa 0040	1	1 100.0 %	1 100.0 %	0.0	0.0	0.0	0.0	0.0
sa 0040	3	3 100.0 %	1 33.3 %	0.0	0.0	0.0	0.0	0.0
sa 0041	4	3 75.0 %	0 0.0 %	0.0	0.0	0.0	0.0	0.0
sa 0042	1	1 100.0 %	0 0.0 %	0.0	0.0	0.0	0.0	0.0
sa 0042	3	3 100.0 %	0 0.0 %	0.0	0.0	0.0	0.0	0.0
sa 0043	4	4 100.0 %	1 25.0 %	0.0	0.0	0.0	0.0	0.0
	159	120 75.5 %	32 20.1 %	7.9	37.9	0.0	0.0	0.1

Trap #	Date	Species	Count	Percent
SA-06	LIGHT	Denver	Stapleton Northfield Ponds	
	06/07/2018	Aedes (Oc.) increpitus	1	1 %
	06/07/2018	Aedes vexans	89	80 %
	06/07/2018	Culex tarsalis	21	19 %
	06/14/2018	Aedes (Oc.) nigromacul	1	1 %
	06/14/2018	Aedes vexans	17	17 %
	06/14/2018	Culex pipiens	2	2 %
	06/14/2018	Culex tarsalis	77	76 %
	06/14/2018	Culiseta inornata	4	4 %
	06/21/2018	Aedes vexans	46	16 %
	06/21/2018	Culex pipiens	52	18 %
	06/21/2018	Culex salinarius	13	4 %
	06/21/2018	Culex tarsalis	174	60 %
	06/21/2018	Culiseta inornata	7	2 %
	06/28/2018	Aedes (Oc.) dorsalis	1	0 %
	06/28/2018	Aedes vexans	64	31 %
	06/28/2018	Culex pipiens	36	17 %
	06/28/2018	Culex tarsalis	107	51 %
Trap Total			712	



■ Aedes-Oc
■ Anopheles
■ Culex
 ...

SA-07	LIGHT	Denver	Stapleton F-18 Park	
	06/07/2018	Aedes (Oc.) dorsalis	1	33 %
	06/07/2018	Aedes (Oc.) increpitus	1	33 %
	06/07/2018	Aedes vexans	1	33 %
	06/14/2018	Aedes (Oc.) dorsalis	1	100 %
	06/21/2018	Aedes (Oc.) dorsalis	1	20 %
	06/21/2018	Aedes vexans	1	20 %
	06/21/2018	Culex pipiens	1	20 %
	06/21/2018	Culex tarsalis	2	40 %
	06/28/2018	Aedes vexans	1	12 %
	06/28/2018	Culex pipiens	1	12 %
	06/28/2018	Culex tarsalis	6	75 %
Trap Total			17	



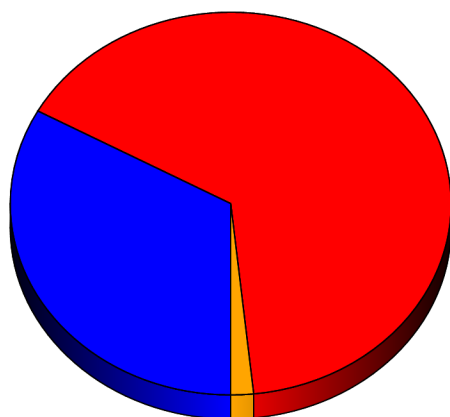
■ Aedes-Oc
■ Anopheles
■ Culex
 ...

SA-08	LIGHT	Denver	Stapleton Westerly Creek	
	06/07/2018	Aedes (Oc.) dorsalis	1	7 %
	06/07/2018	Aedes vexans	11	79 %

Trap #	Date	Species	Count	Percent
	06/07/2018	Culex tarsalis	2	14 %
	06/14/2018	Aedes vexans	1	17 %
	06/14/2018	Culex tarsalis	5	83 %
	06/21/2018	Aedes (Oc.) dorsalis	1	2 %
	06/21/2018	Aedes cinereus	1	2 %
	06/21/2018	Aedes vexans	6	11 %
	06/21/2018	Culex pipiens	8	14 %
	06/21/2018	Culex tarsalis	38	67 %
	06/21/2018	Culiseta inornata	3	5 %
	06/28/2018	Aedes vexans	51	53 %
	06/28/2018	Culex salinarius	6	6 %
	06/28/2018	Culex tarsalis	38	40 %
	06/28/2018	Culiseta inornata	1	1 %
Trap Total			173	



Grand Total 902



■	Aedes-OC
■	Anopheles
■	Culex
■	Culiseta
■	Other

TOTAL	%
298	33 %
0	0 %
589	65 %
15	2 %
0	0 %